

# ALLIED / MEMBERSHIP

## APPLICATION FORM



**Reserved for industry supplier companies providing transportation-related products or services to private motor carrier fleets.**

### COMPANY INFORMATION

NPTC is a business association; membership is corporate and not by individual.

Company Name	<input type="text"/>	Website	<input type="text"/>
Corporate Address	<input type="text"/>	City, State, Zip	<input type="text"/>

### PRIMARY CONTACT

The primary membership contact has the responsibility to renew the membership, add/remove colleagues in the NPTC system, and vote in Board elections each year. Additional relevant employees can access member benefits with an individual account based on their work email address.

Name	<input type="text"/>	Title	<input type="text"/>
Cell Phone	<input type="text"/>	Email	<input type="text"/>

### MEMBERSHIP DIVISIONS AND ANNUAL DUES

NPTC Allied members are organized into three divisions based on annual revenue for suppliers or number of units for third-party providers. To determine your annual dues rate, check ONE appropriate category below.

#### Small-Volume Supplier: industry supplier with annual revenue of \$1 million or less

- Membership Dues \$695.00 — less than \$500,000 annual revenue
- Membership Dues \$1,040.00 — \$500,000 - \$1 million annual revenue

#### Large-Volume Supplier: industry supplier with annual revenue greater than \$1 million





- Membership Dues \$1,445.00 — \$1 million to \$250 million annual revenue
- Membership Dues \$4,620.00 — \$250 million to \$1 billion annual revenue
- Membership Dues \$8,665.00 — \$1 billion+ annually

#### Third-Party Provider: commercial motor vehicle transportation provider on a leased or dedicated basis

- Membership Dues \$1,155.00 — 1 to 500 units
- Membership Dues \$2,890.00 — 501 to 1,500 units
- Membership Dues \$5,775.00 — 1,500+ units

### PAYMENT

Dues payments to NPTC are not deductible as contributions for federal income tax purposes, but 90% of your annual dues may be deducted as an ordinary and necessary business expense. Membership operates on a 12-month basis from initial payment. Membership dues are not refundable. Fed Tax ID # 54-1426196 - Click [here](#) for Form W-9

Charge my credit card \$  for one year of NPTC membership dues.    

Card Number	<input type="text"/>	Expiration	<input type="text"/>
Name on Card	<input type="text"/>	Security Code	<input type="text"/>
Signature	<input type="text"/>		

■ Email completed application with credit card payment to [sporter@nptc.org](mailto:sporter@nptc.org).

■ Mail check payment with completed application to:  
National Private Truck Council - P.O. Box 75492 - Chicago, IL 60675-5492