

Allied Membership Application



Allied membership is reserved for companies providing transportation-related products or services.

YES, please accept our company's application for membership in the National Private Truck Council.

Company Name: _____

Address: _____

City, State, and Zip Code: _____

Website: _____

Primary Contact:

Name: _____ Title: _____

Office: _____ Cell: _____ Fax: _____ Email: _____

Additional Contacts (see page two)

Member Divisions and Annual Dues

NPTC Allied members are organized into three divisions. To determine your annual dues rate, check the appropriate division and category below. (check one)

Allied - Small Volume Supplier: any entity providing products or services with sales of \$1 million or less annually.

Annual Dues \$695.00(less than \$500,000 annually)

Annual Dues \$1,040.00(\$500,000 to \$1 million annually)

Allied - Large Volume Supplier: any entity providing products or services with sales over \$1 million annually.

Annual Dues \$1,445.00(\$1 million to \$250 million annually)

Annual Dues \$4,620.00(\$250 million to \$1 billion annually)

Annual Dues \$8,665.00(Over \$1 billion annually)

Third-Party Provider: any entity providing commercial motor vehicle transportation services on a leased or dedicated basis.

Annual Dues \$1,155.00 (1 to 500 units)





Annual Dues \$2,890.00(501 to 1,500 units)

Annual Dues \$5,775.00 (Over 1,500 units)

Payment

Dues Payment Amount: \$ _____

Payment Method: Enclosed is my check for \$ _____ payable to NPTC

Charge my Credit Card for my \$ _____ dues. We accept:    

Card #: _____ Expiration: _____

Name on Card: _____ Security Code: _____

Signature: _____

Mail or Fax Application to: National Private Truck Council

NPTC Fed Tax ID # 54-1426196

Or email to: sporter@nptc.org

950 N. Glebe Road, Suite 530, Arlington, VA 22203-4183

www.nptc.org

Phone: (703) 683-1300

Fax: (703) 683-1217

Dues payments to NPTC are not deductible as contributions for federal income tax purposes, but 90% of your annual dues may be deducted as an ordinary and necessary business expense. **Membership dues are not refundable.**

Additional Contacts:

Please list additional points of contact within your company who have significant responsibilities regarding your company's transportation related products or services. Each will be added to our database with an online account.

1. Name: _____ Title: _____

Address: _____

City: _____ State: _____ Zip Code: _____

Telephone: _____ Cell: _____ Email: _____

2. Name: _____ Title: _____

Address: _____

City: _____ State: _____ Zip Code: _____

Telephone: _____ Cell: _____ Email: _____

3. Name: _____ Title: _____

Address: _____

City: _____ State: _____ Zip Code: _____

Telephone: _____ Cell: _____ Email: _____

4. Name: _____ Title: _____

Address: _____

City: _____ State: _____ Zip Code: _____

Telephone: _____ Cell: _____ Email: _____